



MAHINDRA IMPLEMENTS



DEMING PRIZE
2003




JAPAN QUALITY MEDAL
2007



Mahindra
Rise.

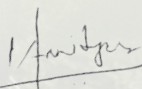
LETTER FROM MAHINDRA USA



Thank you for your interest in Mahindra implements, the perfect complement to the World's #1 Selling tractors. Your selection of tools is just as important as the selection of your tractor. At Mahindra we have a simple approach to selecting implements for your tractor while adding value. Your Mahindra dealer is equipped with all the information needed to create the best implement package for your needs.

The Mahindra USA family is committed to earning your trust and complete satisfaction in every aspect of your purchase. We will help you use your Mahindra products efficiently so that you get the job done with ease and enjoy the experience.

Mahindra products are durable, rugged and reliable. You can count on us to stand behind our products with our knowledgeable people and support services to ensure that you are pleased with your Mahindra purchase for years to come.

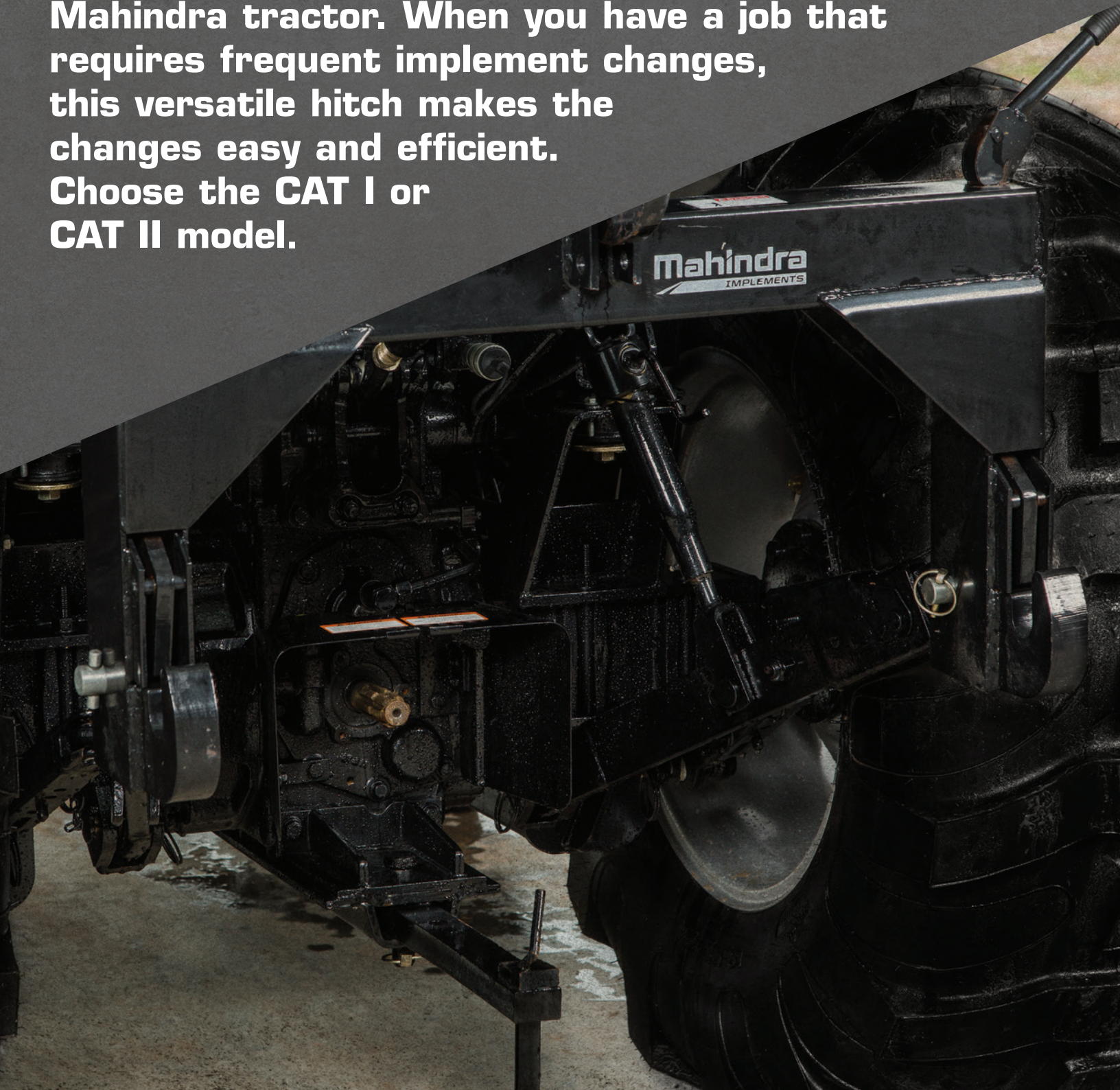


Mani Iyer
President - Mahindra USA

Product	Page Number
Quick Hitches	2-3
Cutters	4-13
Standard Duty (SD) Cutters - Lift Type	5
Medium Duty (MD) Cutters	6
Heavy Duty (HD) Cutters - Lift Type	7
Heavy Duty (HD) Cutters - Pull Type	8
Roundback Cutters	9
Flex-Wing Cutters	10
Finishing Mowers	11
Chain Guards	12
Cutter Conversion Chart	14-15
Aerators	16-19
Core Plug Aerators	17
Aerators	18
Planting, Seeding and Tillage Tools	20-25
Plant Master	21
Fertilizer/Spreaders	22
Disc Harrows	23
Tillers	24
Potato Plows	25
Landscape Tools	26-39
Standard Duty (SD) Rakes	27
Heavy Duty (HD) Rakes	28
Soil Compactors	29
Standard Duty (SD) Box Scrapers	30
Heavy Duty (HD) Box Scrapers	31
Economy Blades	32
Standard Duty (SD) Blades	33
Medium Duty (MD) Blades	34
Heavy Duty (HD) Blades	35
Slider Blades	36
Offset Blades	37
Land Levelers	38
Post Hole Diggers	39
Buckets	40-43
Rock Buckets	41
Grapple Buckets	42
Additional Tools	44-47
Bale Spears	45
Pallet Forks	46
Boom Poles	47
Tree Booms	47
Trailer Movers	47
Mahindra History	48-49

MAHINDRA QUICK HITCHES

The Mahindra Quick Hitch is designed to simplify attaching and detaching implements to your Mahindra tractor. When you have a job that requires frequent implement changes, this versatile hitch makes the changes easy and efficient. Choose the CAT I or CAT II model.



QUICK HITCHES

MODEL #	DESCRIPTION	WEIGHT (LBS.)
KQHCATI	Cat I Quick Hitch	68
KQHCATII	Cat II Quick Hitch	80



MAHINDRA CUTTERS

Regardless of the size of your operation or the toughness of the job, Mahindra has the right cutter tool for your Mahindra tractor. Our cutters are made in the USA of durable steel and have reliable gearboxes for consistent performance.



STANDARD DUTY (SD) CUTTERS - LIFT TYPE

MODEL #	DESCRIPTION	WEIGHT (LBS.)
KRCSD4040SP	SD Rotary Cutter 40" 40 HP Shear Pin	390
KRCSD4840SP	SD Rotary Cutter 48" (4') 40 HP Shear Pin	436
KRCSD6040SP	SD Rotary Cutter 60" (5') 40 HP Shear Pin	510
KRCSD7240SP	SD Rotary Cutter 72" (6') 40 HP Shear Pin	645
KRCSD4840SC	SD Rotary Cutter 48" (4') 40 HP Slip Clutch	456
KRCSD6040SC	SD Rotary Cutter 60" (5') 40 HP Slip Clutch	530
KRCSD7240SC	SD Rotary Cutter 72" (6') 40 HP Slip Clutch	665

SPECIFICATIONS

Specification	40"	48" (4')	60" (5')	72" (6')
Minimum HP Requirements	19-22 HP	22-25 HP	25-33 HP	33-40 HP
Hitch Type	CAT I	CAT I	CAT I	CAT I
PTO	Series 4	Series 4	Series 4	Series 4
Deck Thickness	11 GA Steel	11 GA Steel	11 GA Steel	11 GA Steel
Side Bands	HD 7" Channel	HD 7" Channel	HD 7" Channel	HD 7" Channel
Gearbox	40 HP	40 HP	40 HP	40 HP
Stump Jumper	Formed Round Pan	Formed Round Pan	Formed Round Pan	Formed Round Pan

Key Selling Features:

- 3pt mount with reliable breakaway
- 40 HP Gearbox
- Pan Stump Jumper
- Fully welded deck
- Laminated tail wheels
- All cutters include safety chains

Options:

- Shear pin or slip clutch PTO
- Front and Rear chain guards
- Pull type mount
- Quick hitch compatible (operator must verify PTO shaft length and clearance from quick hitch)



CUTTERS

MEDIUM DUTY (MD) CUTTERS

MODEL #	DESCRIPTION	WEIGHT (LBS.)
KRCMD60SP	MD Cutter, 5' Shear Pin	605
KRCMD72SP	MD Cutter, 6' Shear Pin	745
KRCMD72SP2TW	MD Cutter, 6' Shear Pin, Two Tail Wheels	925
KRCMD60SC	MD Cutter, 5', Slip Clutch	615
KRCMD72SC	MD Cutter, 6', Slip Clutch	755
KRCMD72SC2TW	MD Cutter, 6', Slip Clutch, Two Tail Wheels	945

SPECIFICATIONS

Specification	60" (5')	72" (6')
Minimum HP Requirements	35-42 HP	40-50 HP
Hitch Type	CAT I	CAT I
PTO	Series 4	Series 4
Deck Thickness	11 GA Steel	11 GA Steel
Side Bands	HD 7" Channel	HD 7" Channel
Gearbox	90 HP	90 HP
Stump Jumper	5/8" Solid Stump Jumper	5/8" Solid Stump Jumper

Key Selling Features:

- 3pt mount with reliable breakaway
- 90 HP Gearbox
- 5/8" Solid Stump Jumper
- Fully welded deck
- Laminated tail wheels
- All cutters include safety chains

Options:

- Shear pin or slip clutch PTO
- Front and Rear chain guards
- Pull type mount
- Quick hitch compatible (operator must verify PTO shaft length and clearance from quick hitch)



HEAVY DUTY (HD) CUTTERS - LIFT TYPE

MODEL #	DESCRIPTION	WEIGHT (LBS.)
KRCHD60SC	HD Rotary Cutter 60" (5') - 90 HP Slip Clutch	875
KRCHD72SC	HD Rotary Cutter 72" (6') - 90 HP Slip Clutch	1205
KRCHD84SC	HD Rotary Cutter 84" (7') - 90 HP Slip Clutch	1375
KRCHD96SC	HD Rotary Cutter 96" (8') - 90 HP Slip Clutch	1125
KRCHD120SCLC	HD Rotary Cutter 120" (10') - 90 HP Slip Clutch	1470

SPECIFICATIONS

Specification	60" (5')	72" (6')	84" (7')	96" (8')	120" (10')
Minimum HP Requirements	38-45 HP	45-55 HP	55-70 HP	60-75 HP	70-90 HP
Hitch Type	CAT II	CAT II	CAT II	CAT I or CAT II	CAT I or CAT II
PTO	Series 6 with Slip Clutch	Series 6 with Slip Clutch	Series 6 with Slip Clutch	Series 5 with Slip Clutch	Series 5 with Slip Clutch
Deck Thickness	7 GA Steel	7 GA Steel	7 GA Steel	10 GA Steel	7 GA Steel
Side Bands	HD 8" Channel	HD 8" Channel	HD 8" Channel	HD 7" Channel	HD 8" Channel
Gearbox	90 HP	90 HP	90 HP	100 HP Center - 90 HP Outboard	100 HP Center - 90 HP Outboard
Stump Jumper	5/8" Solid	5/8" Solid	3/4" Solid	5/8" Thick Round	5/8" Thick Round

Key Selling Features:

- Slip Clutch PTO
- 3pt mount with reliable breakaway
- 90 HP Gearbox
- Solid Stump Jumper
- Fully welded deck
- Laminated dual tail wheels with hub bearings
- Cuts 3" diameter material at ground level
- All cutters include safety chains

10' only selling features:

- Replaceable skid shoes

Options:

- Rear and front chain guards
- CAT II quick hitch compatible (operator must verify PTO shaft length and clearance from quick hitch)



CUTTERS

HEAVY DUTY (HD) CUTTERS - PULL TYPE

MODEL #	DESCRIPTION	WEIGHT (LBS.)
KRCHD84DWSC	HD Rotary Cutter 84' (7') Pull Type Slip Clutch	1465
KRCHD96DWSC	HD Rotary Cutter 96' (8') Pull Type Slip Clutch	1225
KRCHD120DWS	HD Rotary Cutter 120" (10') Pull Type Slip Clutch	1780

SPECIFICATIONS

Specification	60" (5')	72" (6')	84" (7')	96" (8')	120" (10')
Minimum HP Requirements	38-45 HP	45-55 HP	55-70 HP	60-75 HP	70-90 HP
Hitch Type	Drawbar	Drawbar	Drawbar	Drawbar	Drawbar
PTO	Series 6 with Slip Clutch	Series 6 with Slip Clutch	Series 6 with Slip Clutch	Series 5 with Slip Clutch	Series 5 with Slip Clutch
Deck Thickness	7 GA Steel	7 GA Steel	7 GA Steel	10 GA Steel	7 GA Steel
Side Bands	HD 8" Channel	HD 8" Channel	HD 8" Channel	HD 7" Channel	HD 8" Channel
Gearbox	90 HP	90 HP	90 HP	100 HP Center - 90 HP Outboard	100 HP Center - 90 HP Outboard
Stump Jumper	5/8" Solid	5/8" Solid	3/4" Solid	5/8" Thick Round	5/8" Thick Round

Key Selling Features:

- Slip Clutch PTO
- Easy connect pull-type mount
- 90 HP Gearbox
- Solid Stump Jumper
- Fully welded deck
- Laminated dual tail wheels with hub bearings
- Cuts 3" diameter material at ground level
- All cutters include safety chains

10' only selling features:

- Replaceable skid shoes

Options:

- Rear and front chain guards



ROUNDBACK CUTTERS

MODEL #	DESCRIPTION	WEIGHT (LBS.)
KRCMHS60RBSC	Roundback Cutter, 5', HD, Slip Clutch, 90 HP	655
KRCHMHS72RBSC	Roundback Cutter, 6', HD, Slip Clutch, 90 HP	815
KRCMHS72RBSC150	Roundback Cutter, 6', EHD, Slip Clutch, 150 HP	1255
KRCHMS84RBSC150	Roundback Cutter, 7', EHD, Slip Clutch, 150 HP	1420

SPECIFICATIONS

Specification	5' HD	6' HD	6' EHD	7' EHD
Minimum HP Requirements	36-42 HP	42-50 HP	45-60 HP	55-75 HP
Hitch Type	CAT I	CAT I	CAT I or CAT II	CAT I or CAT II
PTO	Series 5 w/slip and 540 PTO	Series 5 w/slip and 540 PTO	Series 6 w/slip and 540 PTO	Series 6 w/slip and 540 PTO
Cut Height	2" - 10"	2" - 10"	2" - 10"	2" - 10"
Side Bands	HD 7" Channel	HD 7" Channel	HD 7" Channel	HD 7" Channel
Gearbox	90 HP	90 HP	150 HP	150 HP
Stump Jumper	5/8' thick, round	5/8' thick, round	5/8' thick, round	3/4' thick, oblong

Key Selling Features:

- Slip Clutch PTO
- 3pt hitch with reliable breakaway
- 90 HP Gearbox
- Solid Stump Jumper
- Fully welded deck
- Laminated tail wheels with hub bearings
- Cuts 3" diameter material at ground level
- All cutters include safety chains

Options:

- Rear and front chain guards
- HD: CAT I quick hitch compatible (operator must verify PTO shaft length and clearance from quick hitch)
- SD: CAT II quick hitch compatible (operator must verify PTO shaft length and clearance from quick hitch)



FLEX-WING CUTTERS

MODEL #	DESCRIPTION	WEIGHT (LBS.)
KCFWOG15	15" Flex-Wing Cutter	5220
KCFWOG15A	15" Flex-Wing Cutter with Airline Tires	5220

SPECIFICATIONS

Specification	
Minimum HP Requirements	70-100 HP
Hitch Type	Swivel Pivot
PTO	Slip Clutch Standard, Speed: 540 Standard or 1,000 RPM Optional
Cut Height	2" - 15"
Cut Width	180"
Wing Flex	90 Degrees Up / 22 Degrees Down
Wheels	5 Lug Laminated

Key Selling Features:

- Dual purpose
 - Heavy brush cutting
 - Smooth pasture cutting
- Rugged, durable construction
- Row/Width Adjustable
- New for 2015 -Airline tire option
- All cutters include safety chains



FINISHING MOWERS

MODEL #	DESCRIPTION	WEIGHT (LBS.)
KFM48	Finishing Mower 4'	400
KFM60	Finishing Mower 5'	509
KFM72	Finishing Mower 6'	546
KFM84	Finishing Mower 7'	803

SPECIFICATIONS

Specification	4'	5'	6'	7'
Minimum HP Requirements	40 HP	40 HP	40 HP	60 HP
Hitch Type	CAT I	CAT I	CAT I	CAT I
Spindles and Blades	3 Spindles, 3 Blades	3 Spindles, 3 Blades	3 Spindles, 3 Blades	6 Spindles, 6 Blades

Key Selling Features:

- Universal self balancing 3pt hitch
- 540 PTO
- External belt adjustment
- Adjustable pivot wheel height
- Rear discharge
- 7' mower 3pt lift adjusts for additional tire clearance
- All cutters include safety chains



CHAIN GUARDS

MODEL #	DESCRIPTION	WEIGHT (LBS.)
KCG40F	Chain Guard 40" Front	25
KCG40R	Chain Guard 40" Rear	15
KCG48F	Chain Guard 48" Front	27
KCG48R	Chain Guard 48" Rear	16
KCG60F	Chain Guard 60" Front	33
KCG60R	Chain Guard 60" Rear	17
KCG72F	Chain Guard 72" Front	39
KCG72R	Chain Guard 72" Rear	18
KCG84HF	Chain Guard 84" HD Front	45
KCG84HR	Chain Guard 84" HD Rear	19
KCG96F	Chain Guard 96" HD Front	52
KCG96R	Chain Guard 96" HD Rear	38
KCG120F	Chain Guard 120" HD Front	65
KCG120R	Chain Guard 120" HD Rear	47
RBCG-60R	Rear Roundback 60" Rear	16
RBCG-72R	Rear Roundback 72" Rear	25
RBCG-84R	Rear Roundback 84" Rear	35

NOTE: Chain guards are standard equipment on 15' cutter

CUTTERS

Mahindra
IMPLEMENTS



CUTTER CONVERSION CHART

Tractor	eMax 22	eMax 25	Max 24	Max 26XL	1533	1538	2540	2555	2565
Engine HP	22	24	24.4	25.6	34.5	38.7	40	55	65
Standard Duty									
SD Rotary Cutter 40" 40 HP Shear Pin	✓	✓	-	-	-	-	-	-	-
SD Rotary Cutter 48" (4') 40 HP Shear Pin	-	✓	✓	✓	-	-	-	-	-
SD Rotary Cutter 60" (5') 40 HP Shear Pin	-	-	✓	✓	✓	-	-	-	-
SD Rotary Cutter 72" (6') 40 HP Shear Pin	-	-	-	-	✓	✓	✓	-	-
SD Rotary Cutter 48" (4') 40 HP Slip Clutch	✓	✓	✓	✓	-	-	-	-	-
SD Rotary Cutter 60" (5') 40 HP Slip Clutch	-	-	✓	-	✓	✓	✓	-	-
SD Rotary Cutter 72" (6') 40 HP Slip Clutch	-	-	-	-	✓	✓	✓	-	-
Medium Duty									
MD Cutter, 5' Shear Pin	-	-	-	-	✓	✓	✓	-	-
MD Cutter, 6' Shear Pin	-	-	-	-	-	-	✓	✓	✓
MD Cutter, 6' Shear Pin, Two Tail Wheels	-	-	-	-	-	-	✓	✓	✓
MD Cutter, 5' Slip Clutch	-	-	-	-	✓	✓	✓	-	-
MD Cutter, 6' Slip Clutch	-	-	-	-	-	-	✓	✓	✓
MD Cutter, 6' Slip Clutch, Two Tail Wheels	-	-	-	-	-	-	✓	✓	✓
Heavy Duty									
HD Rotary Cutter 72" (6') - 90 HP Slip Clutch	-	-	-	-	-	-	-	✓	✓
HD Rotary Cutter 84' (7') - 90 HP Slip Clutch	-	-	-	-	-	-	-	-	✓
HD Rotary Cutter 96' (8') - 90 HP Slip Clutch	-	-	-	-	-	-	-	-	✓
HD Rotary Cutter 120" (10') - 90 HP Slip Clutch	-	-	-	-	-	-	-	-	-
HD Rotary Cutter 84' (7') Pull Type Slip Clutch	-	-	-	-	-	-	-	✓	✓
HD Rotary Cutter 96' (8') Pull Type Slip Clutch	-	-	-	-	-	-	-	-	✓
HD Rotary Cutter 120" (10') Pull Type Slip Clutch	-	-	-	-	-	-	-	-	-
Flex-Wing Cutter									
15' Flex-Wing Cutter	-	-	-	-	-	-	-	-	-
15' Flex-Wing Cutter with Airline Tires	-	-	-	-	-	-	-	-	-

3540	3550	4540	4550	4565	5545	5555	5570	mPOWER 75	mPOWER 85	mFORCE
40	49	41	48	62	43	55	70	74.4	83	105
-	-	-	-	-	-	-	-	-	-	-
-	-	-	-	-	-	-	-	-	-	-
-	-	-	-	-	-	-	-	-	-	-
-	✓	✓	✓	-	✓	-	-	-	-	-
-	-	-	-	-	-	-	-	-	-	-
✓	-	-	-	-	-	-	-	-	-	-
-	✓	✓	✓	-	✓	-	-	-	-	-
✓	-	✓	-	-	-	-	-	-	-	-
✓	✓	✓	-	-	✓	✓	-	-	-	-
-	✓	-	-	-	✓	✓	-	-	-	-
✓	-	✓	-	-	✓	-	-	-	-	-
✓	✓	✓	-	✓	✓	✓	-	-	-	-
✓	✓	✓	-	✓	✓	✓	-	-	-	-
-	-	-	-	✓	-	✓	-	-	-	-
-	-	-	-	✓	-	-	✓	✓	✓	-
-	-	-	-	✓	-	-	✓	✓	✓	-
-	-	-	-	✓	-	✓	-	✓	✓	✓
-	-	-	-	✓	-	-	✓	✓	✓	✓
-	-	-	-	✓	-	-	✓	✓	✓	✓
-	-	-	-	-	-	-	✓	✓	✓	✓
-	-	-	-	-	-	-	-	-	✓	✓
-	-	-	-	-	-	-	-	-	✓	✓

MAHINDRA AERATORS

Mahindra aerators and core plug aerators are constructed of solid steel and come in a variety of sizes and styles including pull or three-point mounted. You'll get dependable service from these heavy-duty tools.

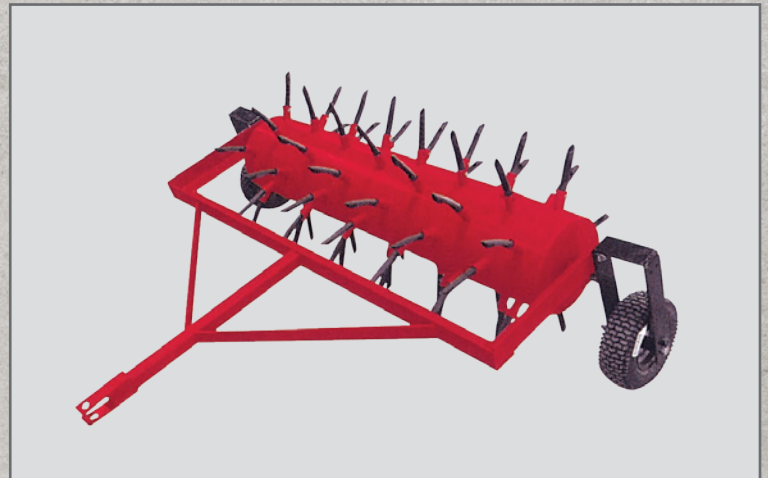


CORE PLUG AERATORS

MODEL #	DESCRIPTION	WEIGHT (LBS.)
KPL3PT36	Core Plug Aerator 3pt Hitch 36" 12"	303
KPL3PT48	Core Plug Aerator 3pt Hitch 48" 12"	365
KPL3PT60	Core Plug Aerator 3pt Hitch 60" 12"	427
KPL3PT72	Core Plug Aerator 3pt Hitch 72" 12"	488
KPL3PT84	Core Plug Aerator 3pt Hitch 84" 12"	549
KPL3PT96	Core Plug Aerator 3pt Hitch 96" 12"	721
KAPDW3612	Core Plug Aerator Pull Type 36" 12"	228
KAPDW4812	Core Plug Aerator Pull Type 48" 12"	284
KAPDW6012	Core Plug Aerator Pull Type 60" 12"	341
KAPDW7212	Core Plug Aerator Pull Type 72" 12"	398
KAPDW8412	Core Plug Aerator Pull Type 84" 12"	455

Key Selling Features:

- Tines move slightly allowing for easier soil penetration
- 12" diameter drum can be filled with extra weight (sand for winter use or water for summer use)
- Solid 1" cold rolled steel axle with pillow block bearings for long life



AERATORS

MODEL #	DESCRIPTION	WEIGHT (LBS.)
KADW3612	Aerator Pull 36" 12"	205
KADW4812	Aerator Pull 48" 12"	243
KADW6012	Aerator Pull 60" 12"	282
KADW7212	Aerator Pull 72" 12"	322
KADW8412	Aerator Pull 84" 12"	362
KA3PT4812	HALB 48" (4') 3pt Hitch Aerator 12", 3pt Hitch Type 21	293
KA3PT6012	HALB 60" (5') 3pt Hitch Aerator 12", 3pt Hitch Type 21 AR-60-L	336
KA3PT7212	HALB 72" (6') 3pt Hitch Aerator 12", 3pt Hitch Type 21 AR-72-L	380
KA3PT8412	HALB 84" (7') 3pt Hitch Aerator 12", 3pt Hitch Type 21 AR-84-L	425
KA3PT9612	HALB 96" (8') 3pt Hitch Aerator 12", 3pt Hitch Type 21 AR-96-L	470

Key Selling Features:

- 12" diameter drum that can be filled with extra weight
- 2 3/4" spikes at 4" on centers
- 3pt hitch frame is 16" wide to accommodate concrete blocks
- Optional gauge wheel kit for pull type models



AERATORS

Mahindra
IMPLEMENTS



MAHINDRA PLANTING, SEEDING AND TILLAGE TOOLS

Professional and small growers alike need the right tools to plant productive crops. Mahindra grow and sow equipment handles preparing soil, planting, fertilizing and tilling with ease.



PLANT MASTER

MODEL #	DESCRIPTION	WEIGHT (LBS.)
KPM36ATV	Plant Master 3' ATV	860
KPM48	Plant Master 4'	965
KPM72	Plant Master 6'	1750
KPM96	Plant Master 8'	2100

SPECIFICATIONS

Specifications	Plant Master 3' ATV	Plant Master 4'	Plant Master 6'	Plant Master 8'
Power Requirements	500 CC min	20 HP min	35 HP min	55 HP min
Hitch Type	CAT I or Pull	CAT I	CAT I or II	CAT I or II
Seed Capacity	2+ Bushel	3+ Bushel	5+ Bushel	6+ Bushel
Seed Depth	Variable	Variable	Variable	Variable
Harrow Blades	18" 9 gauge	18" 9 gauge	18" 9 gauge	18" 9 gauge
Packer Wheels	9" cast iron	9" cast iron	9" cast iron	9" cast iron

Key Selling Features:

- Ag Grade Cultipacker
- Precision ground driven seed system
- Plants a variety (#) of seed types
- Wide range of angle and pitch settings
- 9" cast iron cultipacker wheels
- 18", 9 gauge disc harrow blades on 6" centers
- Durable powder coat finish

Options:

- ATV: Seed Agitator
- 4': Hydraulic Tilt Cylinder
- 6': 16" Cultipacker, Hydraulic Tilt Cylinder
- 8': 16" Cultipacker, Hydraulic Tilt Cylinder



PLANTING, SEEDING AND TILLAGE

FERTILIZER/SPREADER

MODEL #	DESCRIPTION	WEIGHT (LBS.)
KFSDW480	Fertilizer/Spreader Pull Type 480# Capacity	180
KFS3PT480	Fertilizer/Spreader Lift Type 480# Capacity	119
KFS3PT120	Fertilizer/Spreader Lift Type 1020# Capacity	139

SPECIFICATIONS

Specification	480# Pull Type	480# Lift Type	1020#
Minimum HP Requirements	13-60 HP	25-60 HP	30-65 HP

Key Selling Features:

- Spreads grass seed, fertilizer and small grains
- Heavy duty gearbox and PTO driveline
- Tubular steel main frame
- Cone shaped anti-rust plastic hopper



DISC HARROWS

MODEL #	DESCRIPTION	WEIGHT (LBS.)
KDH16X18TUB	Disc Harrow 16X18 Tube Frame	655
KDH20X18TUB	Disc Harrow 20X18 Tube Frame	745

SPECIFICATIONS

Specification	16X18	20X18
Minimum HP Requirements	25-35 HP	35-45 HP
Hitch Type	CAT I	CAT I
Frame	2 1/2" Tube	2 1/2" Tube
Disc Size	18" Notched	18" Notched
Bearing Type	Sealed, Self Aligning	Sealed, Self Aligning

Key Selling Features:

- Quick hitch compatible



PLANTING, SEEDING AND TILLAGE

TILLERS

MODEL #	DESCRIPTION	WEIGHT (LBS.)
KTC52CD	Tiller 52" Chain Driven	326
KTST4	Tiller 4' Smooth Top Gear Driven	600
KTST5	Tiller 5' Smooth Top Gear Driven	690
KTST6	Tiller 6' Smooth Top Gear Driven	780

SPECIFICATIONS

Specification	4'	52"	5'	6'
Minimum HP Requirements	20 - 35 HP	25 - 40 HP	20 - 40 HP	35 - 50 HP
Hitch Type	CAT I	CAT I	CAT I	CAT I
Depth	Up to 5"	Up to 5"	Up to 5"	Up to 5"

Key Selling Features:

- Heavy duty gear drive
- Parking stand
- Hardened steel tines
- Slip clutch protection system
- Rotor shaft guard to prevent wrapping on end bearing
- Sprockets with hardened teeth
- Tapered roller bearings
- Replaceable skid shoes
- Quick hitch compatible (operator must verify PTO shaft length and clearance from quick hitch)



POTATO PLOW

MODEL #	DESCRIPTION	WEIGHT (LBS.)
KPP	Potato Plow 9.5" working depth, 12" working width, 24.5" overall width, 38" overall height, 13" overall depth	65

Key Selling Features:

- Quick hitch compatible



MAHINDRA LANDSCAPE TOOLS

Landscaping is a multi-task job and Mahindra has a product line to cover all aspects of the work. We have tools for compacting, grading, smoothing, raking and even building fences with our post hole digger and augers. Mahindra does landscaping.



STANDARD DUTY (SD) LANDSCAPE RAKES

MODEL #	DESCRIPTION	WEIGHT (LBS.)
KLRSD4	SD Landscape Rake 4'	461
KLRSD5	SD Landscape Rake 5'	523
KLRSD6	SD Landscape Rake 6'	588
KLRSD7	SD Landscape Rake 7'	650
KLRSD8	SD Landscape Rake 8'	726

SPECIFICATIONS

Specifications	4'	5'	6'	7'	8'
Main Frame	4" x 4" x 5/15"				
Tempered Tines	5/16" x 1"				

Key Selling Features:

- 4 angle positions both forward and revers

Option:

- Gauge wheel kit



LANDSCAPE TOOLS

HEAVY DUTY (HD) LANDSCAPE RAKES

MODEL #	DESCRIPTION	WEIGHT (LBS.)
KLRHD4	HD Landscape Rake 4'	461
KLRHD5	HD Landscape Rake 5'	523
KLRHD6	HD Landscape Rake 6'	588
KLRHD7	HD Landscape Rake 7'	650
KLRHD8	HD Landscape Rake 8'	726

SPECIFICATIONS

Specifications	4'	5'	6'	7'	8'
Main Frame	3/8" x 5" x 3"				
Tempered Tines	5/16" x 1"				

Key Selling Features:

- Various angle positions
- Optional gauge wheels for depth control



SOIL COMPACTORS

MODEL #	DESCRIPTION	WEIGHT (LBS.)
KCP3PT312	Soil Compactor 3', 3pt, 12"	255
KCP3PT412	Soil Compactor 4', 3pt, 12"	302
KCP3PT512	Soil Compactor 5', 3pt, 12"	349
KCP3PT612	Soil Compactor 6', 3pt, 12"	394
KCP3PT712	Soil Compactor 7', 3pt, 12"	439
KCPDW312	Soil Compactor 3', Pull, 12"	181
KCPDW412	Soil Compactor 4', Pull, 12"	221
KCPDW512	Soil Compactor 5', Pull, 12"	264
KCPDW612	Soil Compactor 6', Pull, 12"	307
KCPDW712	Soil Compactor 7', Pull, 12"	350

Key Selling Features:

- Heavy steel pipe for consistent and smooth soil compaction
- 1" plug inlet for providing extra weight
- Optional wheel package for easy handling of pull type models



STANDARD DUTY (SD) BOX SCRAPERS

MODEL #	DESCRIPTION	WEIGHT (LBS.)
KBSSD4	SD Box Scraper 4'	300
KBSSD5	SD Box Scraper 5'	350
KBSSD6	SD Box Scraper 6'	470
KBSSD7	SD Box Scraper 7'	526
KBSSD8	SD Box Scraper 8'	580

SPECIFICATIONS

Specifications	4'	5'	6'	7'	8'
Minimum 2WD HP Requirements	17-24 HP	24-35 HP	35-42 HP	38-46 HP	45-55 HP
Minimum 4WD HP Requirements	14-20 HP	20-29 HP	29-35 HP	32-38 HP	37-45 HP
Hitch Type	CAT I	CAT I	CAT I	CAT I	CAT I

Key Selling Features:

- High material volume capacity
- Adjustable ripper shank
- Ripper shanks can be removed for moving loose material
- Replaceable teeth on shanks
- Dual reversible cutting edges
- 16" X 24" end plates
- Quick hitch compatible



HEAVY DUTY (HD) BOX SCRAPERS

MODEL #	DESCRIPTION	WEIGHT (LBS.)
KBSHD5	HD Box Scraper 5'	510
KBSHD6	HD Box Scraper 6'	530
KBSHD7	HD Box Scraper 7'	586
KBSHD8	HD Box Scraper 8'	640

SPECIFICATIONS

Specifications	5'	6'	7'	8'
Minimum 2WD HP Requirements	30-38 HP	35-42 HP	38-46 HP	45-60 HP
Minimum 4WD HP Requirements	25-30 HP	29-35 HP	32-38 HP	37-49 HP
Hitch Type	CAT I	CAT I	CAT I	CAT I

Key Selling Features:

- Designed for maximum material volume
- Heavy A-frame arms with clevis hitch
- Adjustable ripper shanks
- Replaceable teeth on shanks
- Dual reversible bolt-on cutting edges
- 16' X 24" end plates with 1/2" thickness
- Quick hitch compatible



ECONOMY BLADES

MODEL #	DESCRIPTION	WEIGHT (LBS.)
KEBSD4	Economy Blade 4'	158
KEBSD5	Economy Blade 5'	179
KEBSD6	Economy Blade 6'	202
KEBSD7	Economy Blade 7'	223

SPECIFICATIONS

Specifications	4'	5'	6'	7'
Minimum 2WD HP Requirements	17-24 HP	24-35 HP	35-42 HP	38-46 HP
Minimum 4WD HP Requirements	14-20 HP	20-29 HP	29-35 HP	32-38 HP
Hitch Type	CAT I	CAT I	CAT I	CAT I

Key Selling Features:

- 5 forward/5 reverse angle positions
- 1/2" x 6" reversible cutting edge
- Quick hitch compatible

STANDARD DUTY (SD) BLADES

MODEL #	DESCRIPTION	WEIGHT (LBS.)
KGBSD440TLT	SD Grader Blade 4'	178
KGBSD4540TLT	SD Grader Blade 5'	199
KGBSD640TLT	SD Grader Blade 6'	252
KGBSD740TLT	SD Grader Blade 7'	276
KGBSD840TLT	SD Grader Blade 8'	300

SPECIFICATIONS

Specifications	4'	5'	6'	7'	8'
Minimum 2WD HP Requirements	17-24 HP	24-35 HP	35-42 HP	38-46 HP	45-55 HP
Minimum 4WD HP Requirements	14-20 HP	20-29 HP	29-35 HP	32-38 HP	37-45 HP
Hitch Type	CAT I	CAT I	CAT I	CAT I	CAT I

Key Selling Features:

- 5 forward/5 reverse angle positions
- Pin-tilt adjustments for ditching
- Moldboard height 13 1/2"
- 1/2" x 6" reversible cutting edge
- Slider Blade A-Frame Standard
- Quick hitch compatible



MEDIUM DUTY (MD) BLADES

MODEL #	DESCRIPTION	WEIGHT (LBS.)
KBLMD5	MD Blade 5'	288
KBLMD6	MD Blade 6'	303
KBLMD7	MD Blade 7'	318

SPECIFICATIONS

Specifications	5'	6'	7'
Minimum 2WD HP Requirements	28-35 HP	35-46 HP	38-50 HP
Minimum 4WD HP Requirements	23-29 HP	29-38 HP	32-44 HP
Hitch Type	CAT I	CAT I	CAT I

Key Selling Features:

- 5 forward/5 reverse angle positions
- Pin-tilt adjustment for ditching
- Moldboard height 15 1/2" reinforced
- 1/2" X 6" reversible cutting edge
- Quick hitch compatible



HEAVY DUTY (HD) BLADES

MODEL #	DESCRIPTION	WEIGHT (LBS.)
KBLHD6	HD Blade 6'	439
KBLHD7	HD Blade 7'	469
KBLHD8	HD Blade 8'	503

SPECIFICATIONS

Specifications	6'	7'	8'
Minimum 2WD HP Requirements	35-50 HP	45-60 HP	55-70 HP
Minimum 4WD HP Requirements	31-41 HP	38-50 HP	45-58 HP
Hitch Type	CAT I or CAT II	CAT I or CAT II	CAT I or CAT II

Key Selling Features:

- 5 forward/5 reverse angle positions
- Pin-tilt adjustment for ditching
- Moldboard height 17 1/2" reinforced
- Quick hitch compatible



SLIDER BLADES

MODEL #	DESCRIPTION	WEIGHT (LBS.)
KSB4	Slider Blade 4'	158
KSB5	Slider Blade 5'	179
KSB6	Slider Blade 6'	232
KSB7	Slider Blade 7'	253

SPECIFICATIONS

Specifications	4'	5'	6'	7'
Minimum 2WD HP Requirements	17-24 HP	20-25 HP	25-28 HP	28-32 HP
Minimum 4WD HP Requirements	14-20 HP	17-20 HP	21-23 HP	23-26 HP
Hitch Type	CAT I	CAT I	CAT I	CAT I

Key Selling Features:

- Slide adjustable for tight spots
- 5 forward/5 reverse angle positions
- 1/2" X 6" reversible cutting edge
- Quick hitch compatible



OFFSET BLADES


MODEL #	DESCRIPTION	WEIGHT (LBS.)
KBLOS5	Offset Blade 5'	318
KBLOS6	Offset Blade 6'	333
KBLOS7	Offset Blade 7'	348

SPECIFICATIONS

Specifications	5'	6'	7'
Minimum 2WD HP Requirements	30-38 HP	35-45 HP	40-55 HP
Minimum 4WD HP Requirements	25-31 HP	29-37 HP	33-45 HP
Hitch Type	CAT I	CAT I	CAT I

Key Selling Features:

- 5 position offset
- 5 forward/5 reverse angle positions
- Pan-tilt adjustment for ditching
- Moldboard height 15 1/2"
- 1/2" X 6" reversible cutting edge
- Quick hitch compatible



LAND LEVELERS

MODEL #	DESCRIPTION	WEIGHT (LBS.)
KLL60	Land Leveler 5'	515
KLL72	Land Leveler 6'	565
KLL84	Land Leveler 7'	803

SPECIFICATIONS

Specifications	5'	6'	7'
Minimum 2WD HP Requirements	35-45 HP	45-60 HP	55-70 HP
Minimum 4WD HP Requirements	31-37 HP	37-49 HP	45-58 HP
Hitch Type	CAT I	CAT I	CAT I

Key Selling Features:

- 3/8" X 6" reversible cutting edge
- Quick hitch compatible



POST HOLE DIGGERS

MODEL #	DESCRIPTION	WEIGHT (LBS.)
KPHDNOAUG	Post Hole Digger	140
KPHD6AO	Auger - 6"	22
KPHD9AO	Auger - 9"	32
KPHD12AO	Auger - 12"	43

SPECIFICATIONS

Specifications	Post Hole Digger	Auger - 6"	Auger 9"	Auger 12"
Minimum HP Requirements	25-65 HP			

Key Selling Features:

- Cat I or Cat II Hitch
- Shear Bolt Protection
- 25" Dig Depth
- Rugged gearbox with 2" diameter output shaft
- Replaceable high carbon steel cutting edge



MAHINDRA BUCKETS

If you work the soil or need to clean up debris on your land, you need a bucket for your Mahindra tractor. Mahindra offers a rock bucket and two grapple bucket models that are skid steer attachable. In Mahindra style, our buckets are heavy-duty, high quality tools.



ROCK BUCKETS

MODEL #	DESCRIPTION	WEIGHT (LBS.)
KRBSM60	Rock Bucket 60"	350
KRBMD72	Rock Bucket 72"	530

SPECIFICATIONS

Specifications	60"	72"
Minimum HP Requirements	25-65 HP	35-85 HP

Key Selling Features:

- HD Tube Frame
- 3" Tine Spacing



BUCKETS

TINED GRAPPLE BUCKETS

MODEL #	DESCRIPTION	WEIGHT (LBS.)
KGSSS	Grapple Bucket Small 5'	450
KGLSS	Grapple Bucket Small 6'	650
KBGAD	Grapple Bucket Add On	185

SPECIFICATIONS

Specifications	5'	6'
Minimum HP Requirements	25-65 HP	35-85 HP

Key Selling Features:

- Small bucket has one cylinder
- Large bucket has two cylinders
- Large and small are skid steer attachable
- Add On Grapple fits buckets 49" - 84" with 41" opening
- Add On has one 2"X8" cylinder



BUCKETS

Mahindra
IMPLEMENTS



ADDITIONAL TOOLS

Mahindra specialty tools are designed for Mahindra tractors and include front or rear mounted skid steer bale spears, pallet forks in tow capacities, tree booms, trailer movers, and more.



Bale Spears

MODEL #	DESCRIPTION	WEIGHT (LBS.)
KBSSSFSS	Skid Steer Front Single Spear	165
KBSSSFDS	Skid Steer Front Double Spear	195
KBSBMP	Bucket Mounted Spear	85
KSPF	Front Spear	260
KSSPR	Rear Spear 3pt	85
KTMOVDW	Trailer Mover/Rear Spear Combo 3pt	90

SPECIFICATIONS

Specification	SS Single Spear	SS Double Spear	Front Spear	Bucket Spear	Rear Spear	Trailer/Spear Combo
Overall Depth	48.5"	48.5"	48.5"	59.75"	37.5"	37.5"
Overall Height	19.5"	19.5"	24"	20.75"	20.5"	21.5"
Overall Width	45.5"	45.5"	61"	24.5"	25"	25"
Usable Spear Length	42.5"	42.5"	40.25"	44.5"	40"	40"
Spear Max Capacity	2500 lbs. @ 23.25"	3500 lbs. @ 23.25"	2000 lbs.	2000 lbs.	2000 lbs.	2000 lbs.

Key Selling Features:

- Rear Spear and Trailer/Spear are quick hitch compatible



ADDITIONAL TOOLS

PALLET FORKS

MODEL #	DESCRIPTION	WEIGHT (LBS.)
KPFSSLTRED	Skid Steer Pallet Forks Light	210
KPFSS	Skid Steer Pallet Forks	365

SPECIFICATIONS

Specification	Light Pallet Forks	Standard Pallet Forks
Capacity	1,700 lbs.	4,000 lbs.
Frame Construction	Welded Steel	Welded Steel
Fork Spacing	5.5" - 41.5"	5" - 40"
Usable Length	39.25"	48"
Fork Carrier	1.25 diameter solid rod	Notched Rail



HEAVY DUTY BOOM POLE

MODEL #	DESCRIPTION	WEIGHT (LBS.)
KBPH	HD Boom Pole 2.5" X 3/16" steel square tubing with 85.25" from pivot to connection	119

Key Selling Features:

- 1,800 lbs. capacity



TREE BOOM

MODEL #	DESCRIPTION	WEIGHT (LBS.)
KTBSS	Tree Boom Skid Steer 3" steel square tubing with 85.25" length	235

Key Selling Features:

- 1,500 lbs. capacity

TRAILER MOVER

MODEL #	DESCRIPTION	WEIGHT (LBS.)
KTMOV3PT	Trailer Mover 25" overall width, 22.25" overall height, 9.75" overall depth	49



MAHINDRA HAS A LONG AND PROUD HISTORY.

BUT THE BEST IS YET TO COME.

**THIS IS MAHINDRA TERRITORY.
TOUGHEST TRACTORS ON EARTH**

1945

Mahindra & Mahindra was born and in 1947, Mahindra began building the heavy duty WWII Willys Jeep under License in India.



1977

Mahindra & Mahindra develops its own Tractor Division responsible for design, manufacturing and marketing.



1963

Mahindra & Mahindra forms joint venture with International Harvester to manufacture tractors in India.



2003

Honored with Deming Application Prize for establishing Total Quality Management – only tractor company in the world to achieve this honor.

Sales of Mahindra tractors worldwide reach 1 million.

Mahindra forms a strategic alliance with Mitsubishi allowing for expansion of product line in the compact tractor category.



2007

Mahindra is awarded the coveted Japan Quality Medal for excellence in customer focus, overall quality and business processes – the first tractor company to receive the honor.



2005

Popularity in America continues to grow resulting in a third U.S. assembly and distribution facility in Red Bluff, California.

1994

Mahindra USA establishes headquarters in Houston, Texas.



2010

Mahindra becomes the #1 selling tractor in the world.



2012

Mahindra opens new distribution facility in Bloomsburg, PA

Mahindra continues to be the #1 Selling Tractor in the World

Mahindra worldwide tractor sales hit 2 million

Achieved #2 ranking in NAEDA Dealer Overall Satisfaction Ranking!



2014

Continues to be The #1 Selling Tractor in the World
Successfully introduced Mahindra NO DPF mCRD™ Tier IV engine technology

Increased dealer locations to more than 500

Added 5th Mahindra Authorized Distribution Center in Lyons, KS

#3 in 0<120 PTO HP

High Ranking in NAEDA Dealer/Manufacturer Relationship Survey



2009

New distribution center opens in Chattanooga, Tennessee.



2011

World's #1 selling tractor continues

Parts and Distribution merged & expanded in new North American Headquarters

Mahindra Finance USA LLC launches



2013

Continues to be World's #1 Selling Tractor

Achieved #3 Position in 0-120 PTO HP Market Share

Ranked #2 in NAEDA Dealer/Manufacturer Relations

Received IACC Top CSR Award for Mahindra Pride Programs



MAHINDRA PRIDE PROGRAMS

Mahindra is proud to offer additional savings to our loyal Mahindra owners and to those who serve their communities with special programs as our way of saying “thank you” for all you do to help make people’s lives better and enable our communities to Rise for Good:

Customer Loyalty – returning Mahindra owners receive an additional discount on the purchase of a new Mahindra tractor or Mahindra XTV.

Military Appreciation – we would like to thank you for your service and commitment to your country with an additional discount on the purchase of a new Mahindra tractor and two qualifying implements.

First Responders Appreciation – we would like to thank you for your service to your communities with an additional discount on the purchase of a new Mahindra tractor and two qualifying implements.

Teachers Appreciation – a special thank you for inspiring our most important people, our children, with an additional discount on the purchase of a new Mahindra tractor and two qualifying implements.

Visit www.mahindrapromotion.com
for official program details.